

ORANGE PROMENADE
ROUTE 1 & ROUTE 162
80-108 BOSTON POST ROAD, ORANGE, CT



FOR LEASE: UP TO 17,232 SF

PAD AVAILABLE

- » GLA: 247,611 SF
- » Anchored by a top-performing Burlington
- » Easy access to I-95
- » 3 signalized entrances with a traffic count of 34,000 VPD

	DEMOGRAPHICS		
	2-Miles	5-Miles	10-Miles
Population	36,613	201,672	506,452
Number of Household	13,485	79,499	207,866
Avg. Household Income	\$105,034	\$111,431	\$122,595

MAJOR TENANTS:

**A TRUE EXCLUSIVE...
 CALL FOR THE DETAILS!**

This information provided in this marketing package has been obtained from sources believed reliable, but has not been verified for accuracy or completeness. You should conduct a careful, independent investigation of the property and verify all information. Any reliance on this information is solely at your own risk.

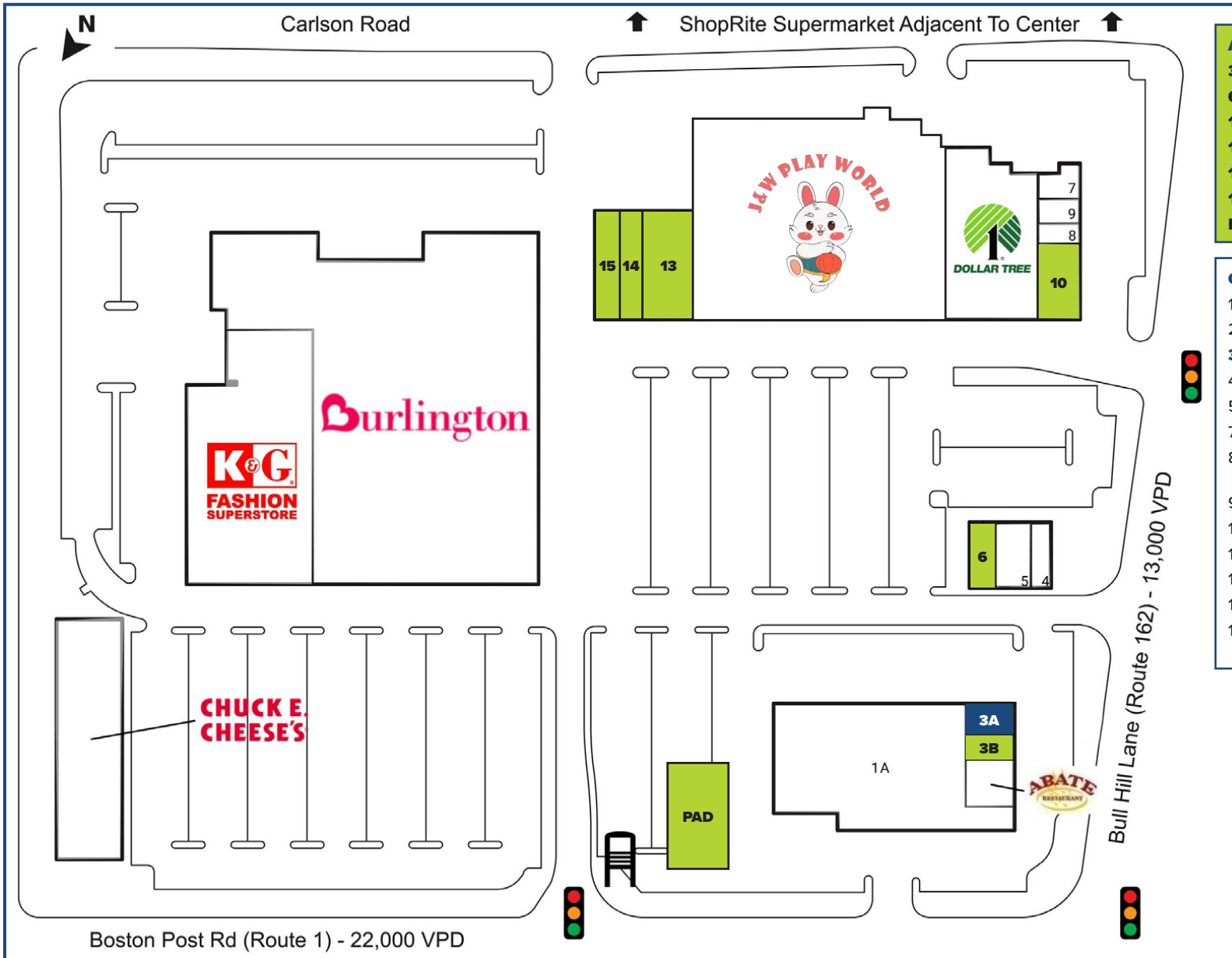
AGENTS:
TYLER LYMAN
 203.529.4639
 tl@truecre.com

DOMINICK MUSILLI
 203.529.4629
 dm@truecre.com

WES CRAFT
 203.522.7484
 wc@truecre.com



ORANGE PROMENADE
ROUTE 1 & ROUTE 162, 80-108 BOSTON POST ROAD, ORANGE, CT



AVAILABLE SPACES	
3B	1,224 SF
6	2,018 SF
10	3,140 SF
13	5,800 SF
14	2,300 SF
15	2,750 SF
PAD	


CURRENT TENANTS		
1A	BOKHARY TRADERS	24,230 SF
2	WE'RE BACK PIZZA	2,222 SF
3A	PRE-LEASING	1,440 SF
4	NAIL CLUB	1,316 SF
5	TURKISH BAKERY	1,800 SF
7	MAGIC NAILS	1,250 SF
8	NEW HEIGHTS BARBERSHOP	850 SF
9	TRICIA CUSTOMS	1,050 SF
11	DOLLAR TREE	14,377 SF
12	J & W PLAY WORLD	50,000 SF
16	BURLINGTON	84,408 SF
17-18	CHUCK E. CHEESE'S	15,648 SF
19	K&G FASHION SUPERSTORE	31,768 SF

ORANGE PROMENADE
ROUTE 1 & ROUTE 162, 80-108 BOSTON POST ROAD, ORANGE, CT

MILFORD MARKETPLACE



TURNPIKE SQUARE




MILFORD PLAZA



MILFORD CROSSING



CONNECTICUT POST MALL



ORANGE PLAZA

