



205 MONROE TURNPIKE | MONROE, CT

**PICK UP THE
COMMUTER RUSH!**

DEMOGRAPHICS

EMPLOYEES

1 mile: 3,608
3 miles: 11,332
5 miles: 24,528

POPULATION

1 mile: 3,385
3 miles: 28,454
5 miles: 70,572

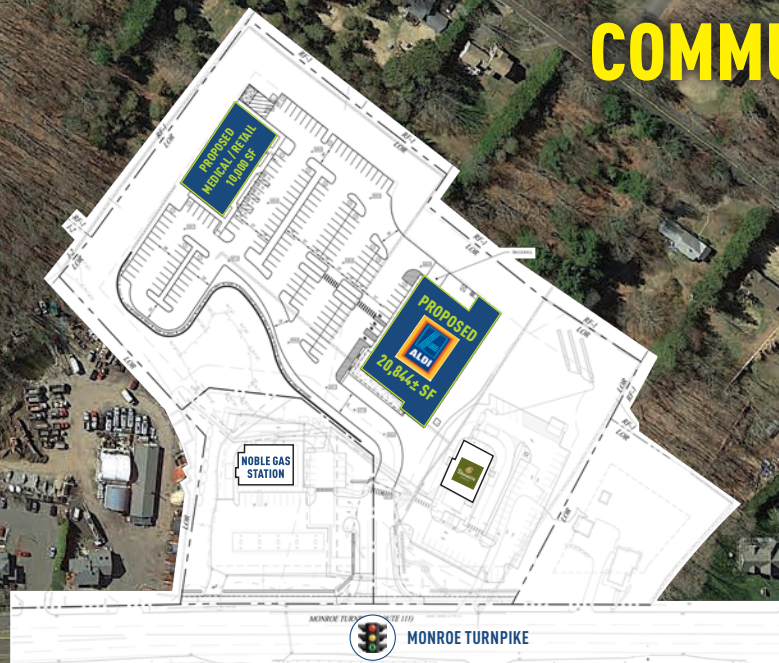

HOUSEHOLDS

1 mile: 1,052
3 miles: 9,740
5 miles: 24,367

AVG. HOUSEHOLD \$

1 mile: \$132,498
3 miles: \$121,563
5 miles: \$121,777

**COME JOIN
NEWLY
OPENED:**



FOR LEASE: 10,000 SF

RETAIL / OFFICE AVAILABLE

This highly visible location is on the "am" side of Rt. 111, a heavy commuter route & minutes from the Merritt Pkwy. This is your opportunity to secure your place as the "go-to" resource within the local communities.

JOIN AREA RETAILERS: Edge Fitness, Home Depot, Stop&Shop, CVS, Goodwill, Walgreens and MANY more!

20,000± VPD

This information provided in this marketing package has been obtained from sources believed reliable, but has not been verified for accuracy or completeness. You should conduct a careful, independent investigation of the property and verify all information. Any reliance on this information is solely at your own risk.

**A TRUE EXCLUSIVE...
CALL FOR THE DETAILS!**

AGENTS:

Dominick Musilli

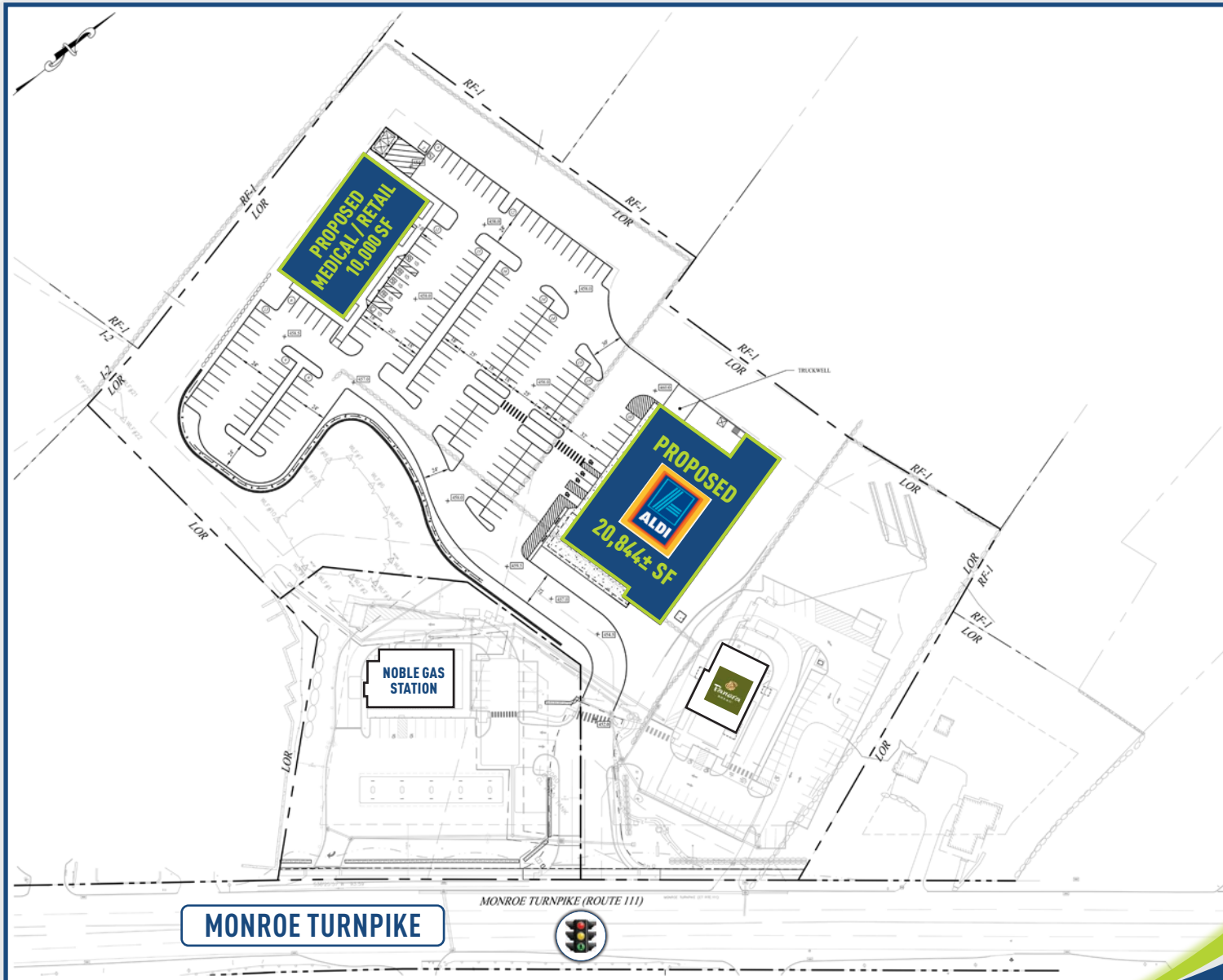
203.529.4629 | dm@truecre.com

Richard Schnider

203.762.6173 | rs@truecre.com



205 MONROE TURNPIKE | MONROE, CT

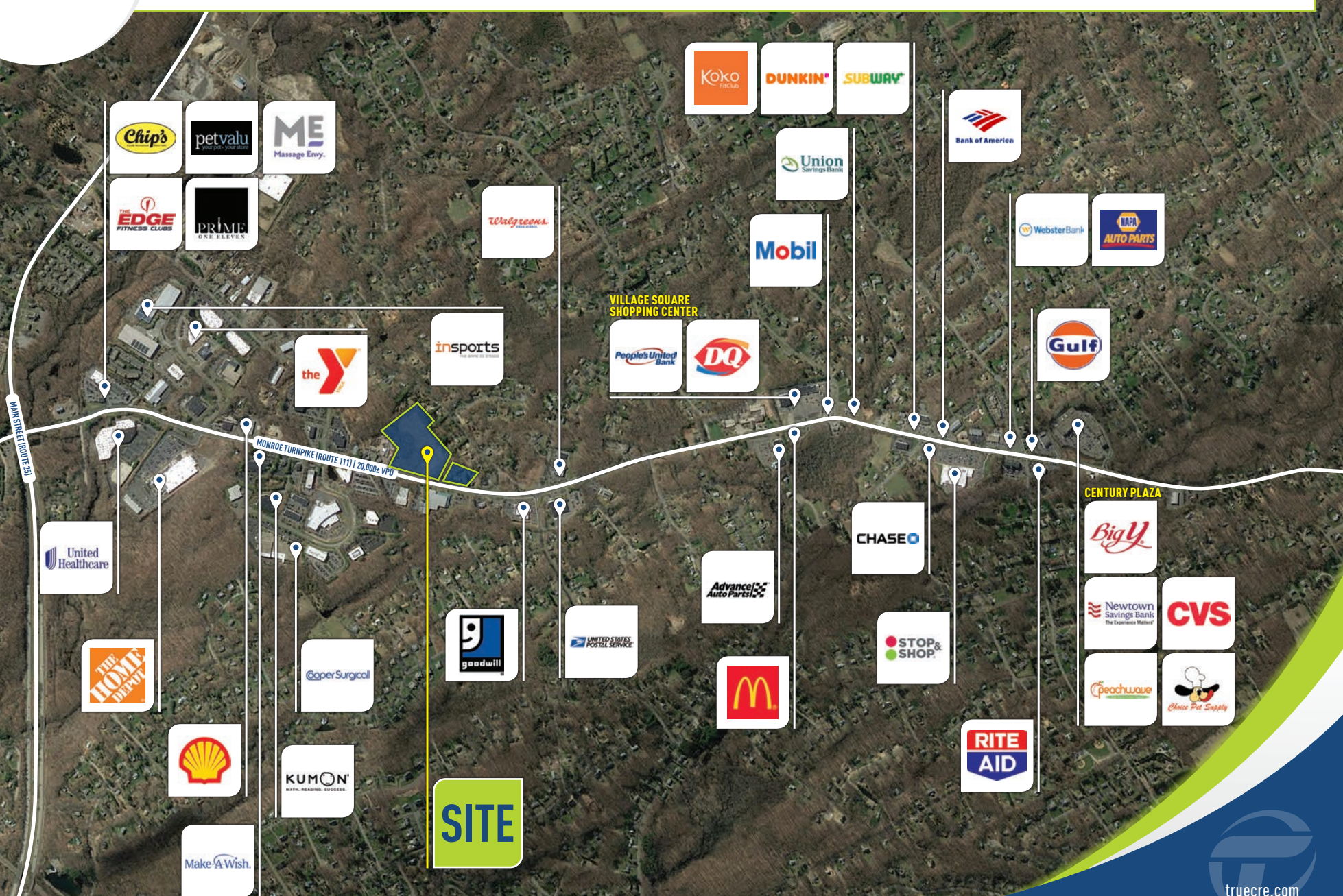


FULL MOVEMENT SIGNALIZED INGRESS / EGRESS



TRUE
COMMERCIAL REAL ESTATE LLC

205 MONROE TURNPIKE | MONROE, CT



NOTE: The information contained in this document has been collected from various sources and should be independently verified for its accuracy. As such, TRUE shall not be held liable for any consequential damage arising out of any use or reliance on any content or materials contained herein.